

# CU Vintols

CU VINTOL 25 NL WH V75 1HM

## Contact

General Sales inquiries  
Phone: 0508 NEXANS  
sales.nz@nexans.com

Nexans ref.: BABP16A1001WVNA

Country ref.: 6139.1

Cu conductor, PVC insulated, PVC sheath. 0.6/1 kV. Made to AS/NZS 5000.1

## DESCRIPTION

### Application

- Industrial and commercial applications (predominantly)
- Some domestic applications
- For use in various situations to supply the main power from the point of supply (either single or three phase application) to buildings, equipment, eg, switch board to main control cabinet, main between floors and buildings, cable cabinet to motor, etc. Commonly used in Power Authority work.



## STANDARDS

National AS/NZS 5000.1

## CHARACTERISTICS

### Construction characteristics

Sheath colour	White
Conductor material	Copper
Type of conductor	Circular, stranded
Insulation	PVC
Outer sheath	PVC
With Green/Yellow core	No
Insulation colour	White
With smaller neutral conductor	No

### Dimensional characteristics

Conductor cross-section	25 mm <sup>2</sup>
Nominal overall diameter	11.8 mm
Gland Size (A2 or A2F)	20
Approximate weight	0.35 kg/m
Number of cores	1

### Electrical characteristics

Max. DC resistance of the conductor at 20°C	0.727 Ohm/km
Permissible short circuit current conductor 1s	2.8 kA
Rated Voltage U <sub>o</sub> /U (U <sub>m</sub> )	0.6/ 1 (1.2) kV

### Mechanical characteristics








Cable flexibility	Rigid
-------------------	-------

### Usage characteristics

Max. conductor temperature in service	75 °C
---------------------------------------	-------

## CURRENT CARRYING CAPACITIES SINGLE PHASE (IN AMPS) - SINGLE CONDUCTOR PVC

Copper conductor - Circular stranded - Insulation PVC Aluminum conductor - Circular stranded except 240 mm<sup>2</sup>  
Compact circular stranded - Insulation PVC Max. Conductor Temperature 75C

Conductor cross-section [mm <sup>2</sup> ]	 Cu	 Cu	 Cu	 Cu	 Cu	 Cu	 Cu
4	44	35	36	56	52	45	18
16	56	46	47	71	109	98	41
25	76	62	62	94	142	128	55
35	101	82	80	134	171	153	67
70	136	111	107	174	251	-	227
95	-	-	-	-	-	-	-
120	-	-	-	-	-	-	-
185	-	-	-	-	-	-	-
240	-	-	-	-	-	-	-



Air Spaced from Surface,  
Unenclosed



Air touching, unenclosed



Air enclosed



Buried direct



Buried in single-way duct



Buried in multi-way duct



Cable surrounded by thermal  
insulation, unenclosed

### Note

© Copyright Standards New Zealand 2012.








Content in this table and the typical New Zealand installation conditions are derived from AS/NZS 3008.1.2:2010 and has been reproduced or adapted with permission from Standards New Zealand under Copyright Licence 000926. Please refer to the complete Standard for full details available for purchase from Standards New Zealand at [www.standards.co.nz](http://www.standards.co.nz).

The values are for typical New Zealand installation conditions of:








- Ambient Air Temperature: 30°C
- Soil Temperature: 15°C
- Soil Thermal Resistivity: 1.2 K.m/W
- Depth of Burial: 0.5 m

## CURRENT CARRYING CAPACITIES THREE PHASE (IN AMPS) - SINGLE CONDUCTOR PVC

Single Conductor PVC (three phase) PVC insulation Unarmoured Sheathed or unsheathed For cables up to and including 0.6/1 kV @ 50 Hz AC.

Conductor cross-section [mm <sup>2</sup> ]	 Cu	 Cu	 Cu	 Cu	 Cu	 Cu	 Cu
4	38	35	32	40	47	40	18
16	88	82	71	114	99	86	41
25	117	111	92	147	129	110	55
35	145	136	114	176	154	134	67
70	225	210	173	256	226	198	-
95	-	-	-	-	-	-	-
120	-	-	-	-	-	-	-
185	-	-	-	-	-	-	-
240	-	-	-	-	-	-	-

 Air Spaced from Surface, Unenclosed	 Air touching, unenclosed	 Air enclosed
 Buried direct	 Buried in single-way duct	 Buried in multi-way duct
 Cable surrounded by thermal insulation, unenclosed		

### Note

© Copyright Standards New Zealand 2012.

Content in this table and the typical New Zealand installation conditions are derived from AS/NZS 3008.1.2:2010 and has been reproduced or adapted with permission from Standards New Zealand under Copyright Licence 000926. Please refer to the complete Standard for full details available for purchase from Standards New Zealand at [www.standards.co.nz](http://www.standards.co.nz).

The values are for typical New Zealand installation conditions of:

- Ambient Air Temperature: 30°C
- Soil Temperature: 15°C
- Soil Thermal Resistivity: 1.2 K.m/W
- Depth of Burial: 0.5 m