

# MANROSE PRO-SERIES HEAT/FAN/LIGHT KITS

## HEAT 'N VENT MODELS

Duct Size	Model No.	Performance	Order Code
125mm	Heat 'n Vent 4	60 l/s, 216m <sup>3</sup> /hr	FAN0995
125mm	Heat 'n Vent 2	50 l/s, 180m <sup>3</sup> /hr	FAN0940

### ACCESSORIES

Duct Size	Description	Order Code
125mm	Heat 'n Vent 4 Silver Fascia	FAN1015
125mm	Heat 'n Vent 2 Silver Fascia	FAN1014
	275W Heat Lamp	LHT0081
	50W Halogen GU10 lamp	LHT0140

- These systems meet the demands of larger bathrooms and the stylish fascia blends into the decor.
- These high efficiency centrifugal fans incorporate a unique anti-condensate design feature.
- Supported by a 5 year warranty.



Pro-Series Heat 'n Vent 4



Pro-Series Heat 'n Vent 2

# MANROSE CLASSIC HEAT/FAN/LIGHT KIT

## HEAT 'N VENT 2

Duct Size	Model No.	Performance	Order Code
100mm	Heat 'n Vent 2	35 l/s, 126m <sup>3</sup> /hr	FAN2162

- This system delivers instant heat combined with ventilation and soft lighting to create a comfort area in small bathrooms.
- Supported by a 5 year warranty.



Classic Heat 'n Vent 2

# MANROSE CLASSIC HEAT/LIGHT KIT

## 2 HEAT 'N LIGHT

Duct Size	Description	Order Code
100mm	2 Heat 'n Light (excludes fan)	FAN2200

- This system provides instant heat and additional lighting.
- For a complete bathroom solution an extraction fan can be added.
- Supported by a 5 year warranty.



2 Heat 'n Light

1. Standard Model - operates from remote switch (not supplied).

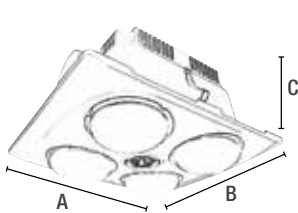
NOTE: All fan flow rates quoted with 3 metres of duct, one bend and one external grille (normal installation).

## GENERAL INFORMATION

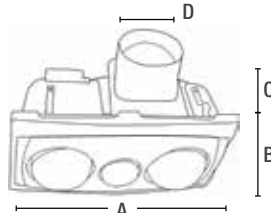
Models	Cut-Out Size	Exterior Grille	Duct Type	Duct Length
PS Heat 'n Vent 4	300mm x 300mm	White Eggcrate	Aluminium	3m supplied (you can add up to 3m extra duct)
PS Heat 'n Vent 2	390mm x 210mm	White Eggcrate	Aluminium	3m supplied (you can add up to 3m extra duct)
Classic Heat 'n Vent 2	390mm x 220mm	White Eggcrate	Aluminium	3m supplied (you can add up to 3m extra duct)
Classic Heat 'n Light	390mm x 220mm	-	-	-

## DIMENSION INFORMATION (MM)

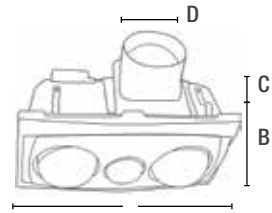
Models	A	B	C	D
PS Heat 'n Vent 4	338	338	170	120
PS Heat 'n Vent 2	435	260	185	120
Heat 'n Vent	450	250	195	100
Heat 'n Light	450	250	195	100



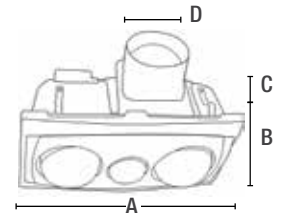
Dimensions - PS Heat 'n Vent 4



Dimensions - PS Heat 'n Vent 2



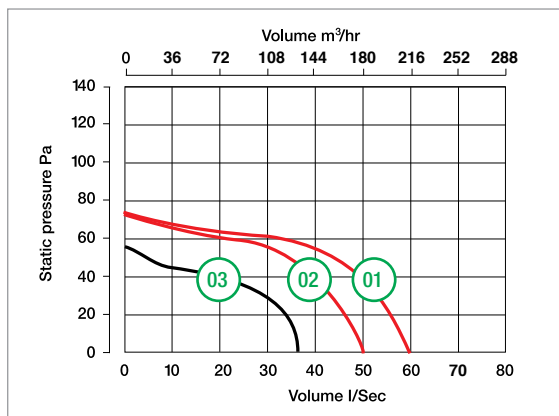
Dimensions - Classic Heat 'n Vent



Dimensions - Classic 2 Heat 'n Light

## TECHNICAL SPECIFICATION & PERFORMANCE DATA

Models	PS Heat 'n Vent 4	PS Heat 'n Vent 2	Heat 'n Vent 2	2 Heat 'n Light
Power	220 - 240V	220 - 240V	220 - 240V	220 - 240V
Fan	Centrifugal	Centrifugal	Centrifugal	-
Fan Performance	60 l/s, 216m <sup>3</sup> /hr	50 l/s, 180m <sup>3</sup> /hr	35 l/s, 126m <sup>3</sup> /hr	-
Heat Lamps	4 x 275W	2 x 275W	2 x 275W	2 x 275W
Light	GU10 Halogen	GU10 Halogen	GLES	GLES
Total Wattage	1180W	635W	670W	650W
Light Wattage	50W	50W	100W	100W
Switch Plate	4 sw. (supplied)	3 sw. (supplied)	3 sw. (supplied)	2 sw. (supplied)



- 01 Pro-Series Heat 'n Vent 4
- 02 Pro-Series Heat 'n Vent 2
- 03 Classic Heat 'n Vent 2