

# VYNCO LIGHTING

## LED OYSTER 'CRAWFORD' RANGE

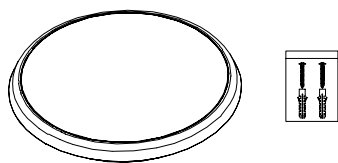
V0122/V0183/V0253/V0304

### SAFETY

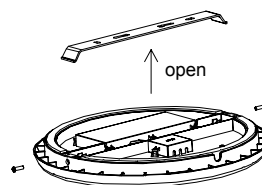
- Turn off power supply before installation or before doing any maintenance work.
- Switch off before installation.
- Switch on only after complete installation and testing of the circuit.
- Registered electrician for installation and maintenance only.
- Do not install any luminaire near a heat source.
- IP54 – suitable for bathroom, laundries and outside in protected areas (under eaves or in entrance ways).
- Do not exceed the nominal supply voltage or amperage ratings.
- Dimmable- Vynco LED Dimmer recommended
- All wiring and installation of the light fitting must adhere to New Zealand wiring rules.
- Take care not to pull any electrical wires during unpacking as this may damage the connection.
- Lay out all the components on a smooth surface and make sure there are no components missing before assembling.
- To avoid injury or damage to the fitting, please ensure that power leads and screws are secure before connecting the power.
- Please keep instructions for future reference.

### INSTALLATION

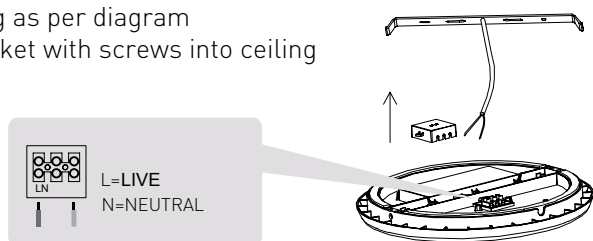
1. Take out the light fitting and accessory pack from box.



2. Remove side screws and remove bracket

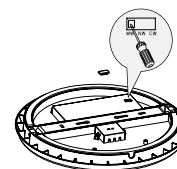


3. Wiring as per diagram  
Fix Bracket with screws into ceiling

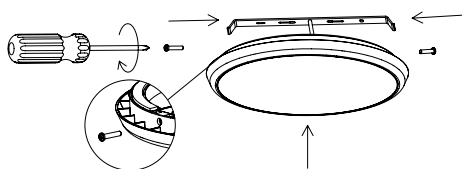


4. Colour change switch, use the toggle on the back of the fitting to select colour temperature before installation.

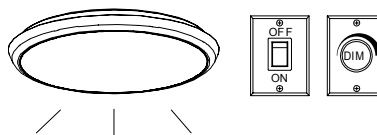
WW - 3000k  
NW - 4000k  
CW - 5700k



5. Mount ceiling light into place



6. Switch on



## VYNCO LIGHTING

Vynco Industries (NZ) Ltd  
Head Office, Christchurch

PO Box 9022, Tower Junction  
Christchurch 8149  
388 – 396 Tuam Street, Christchurch, 8011  
P +64 3 379 9283 F +64 3 379 6838  
E chcsales@vynco.co.nz

Northern Region / Auckland

PO Box 12 249, Penrose  
9 Levene Place, Mount Wellington,  
Auckland, 1060  
P +64 9 525 6051 F +64 9 525 5799  
E vyncoauck@vynco.co.nz

WWW.VYNCO.CO.NZ

WWW.VYNCO-LIGHTING.CO.NZ

### WARRANTY STATEMENT

The LED Oyster is guaranteed for a period of 3 years from the date of purchase against defects in workmanship and materials. Defects will be rectified by replacement of the product.

This warranty becomes null and void if in our opinion the product has been misused, incorrectly installed, tampered with, or subject to power surges.

The warranty does not include any labour or other associated expenses that may be involved in removal or installation of the product.

To obtain a replacement under this guarantee, return the goods (prepaid) to the place of purchase (proof of purchase must be supplied).